


# the Newsletter



of The Blacksmiths' Guild of the Potomac, Inc.



Shop Expansion Project is nearing completion.  
Absolutely amazing work done by guild members.  
See inside for more details on the construction project

**September/October 2008**

**Vol. XXX No. 5**

An affiliate of ABANA: Artist-Blacksmith's Association of North America

# The Blacksmiths' Guild of the Potomac, Inc.

## 2008 Officers & Board of Directors

President	Board Members
*Keith Kuck (2010) 5310 Nutting Dr. Springfield, Va. 22151 703-321-8109	George Anderton (2009) 118 Richards Ave Winchester VA 22601 703-321-9737
<b>Vice President</b>	Pat McGuire (2008)
*David Murphy (2009) 7910 Woodrow Pl Cabin John MD 20818- 1638 301-229-5794	1102 Shannon Pl Herndon VA 20170-3506 703-437-9034
<b>Treasurer</b>	Jeff Symanski (2010)
*Fred (Hop) Long (2009) 5309 Bangor Drive Kensington MD 20895-1106 301-942-6177	6183 Carters Run Rd Marshall VA 20115-2027 540-341-3031
<b>Secretary</b>	Bill Wojcik (2010)
*Mike Briskin (2008) 1556 N Bryan St Arlington VA 22201 703-524-2362	4116 Kingchase Lane The Plains VA 20198 540-253-5121
<i>* Member of the Executive Committee</i>	<b>Shop Master</b>
	*Phil Heath (2008) 4600s four Mile Run Dr Arlington VA 22204 703-671-3134

The Newsletter is mailed to members six times a year, Initial membership is \$35 or three years for \$75. Renewals are \$25 for one year or \$70 for three years. Membership applications and renewals may be sent to Katie Dunn, 531 Merlins Lane, Herndon, VA 20170. Check payable to BGOP.

ABANA affiliates may reprint portions that are not individually copyrighted, so long as credit is given to original source. Any other publication by prior arrangement with president of BGOP. The Blacksmiths' Guild of the Potomac, Inc, its officers, members, and editorial staff specifically disclaim any responsibility for damages or injuries that occur as a result of the use in any way of any information contained in this newsletter. Send articles to [bgopnewsletter@gmail.com](mailto:bgopnewsletter@gmail.com).

## Committees & Assignments

10 Yr Plan .....	Dave Murphy, Chair.....	301-229-5794
Corporation.....	Fay LeCompte, Chair.....	540-743-1812
Scholarships.....	Fay LeCompte, Chair.....	540-743-1812
Demonstrations...	Jan Kochansky.....	301-432-7734
Meeting Raffle...	Dave Murphy .....	301-229-5794
Hotline.....	Charlie Perticari.....	301-982-9430
Library.....	Steve Crist.....	703-754-9678
Web Master .....	Dick Smith .....	301-807-0342
<b>Membership and Newsletter Editor..</b>	Katie Dunn.....	703-435-4254 email at <a href="mailto:BGOPnewsletter@gmail.com">BGOPnewsletter@gmail.com</a>

## Shop Rules And Etiquette

The Guild shop is available for use by members in good standing whenever the Nature Center park is open. The shop is locked, so call the shopmaster or a board member for access. Follow all safety rules. Record the number of visitors on the log sheet near door.

Please observe the following rules and etiquette:

- ◆ Two people must be present in the forge to work.
- ◆ Bring safety glasses and wear them. Work in a safe manner at all times.
- ◆ Clean the shop **before and after** you work.
- ◆ Empty firepots and dump ash gate after each use to minimize corrosion.
- ◆ Dump cold ashes in the ash dump outside, at the side of the shop.
- ◆ Place tools back in their proper places.
- ◆ Dress bar ends which you have cut, to be ready for the next user.
- ◆ Clean the shop before you leave, and carry out trash which you create.
- ◆ Always turn out the lights and lock up when leaving.
- ◆ Bring your own material for personal projects. Shop stock is for learning and practice.
- ◆ No alcoholic beverages on park property.
- ◆ No propane can be stored on the property.

## Scholarship Applications

Scholarship applications are available on the web at [www.bgop.org](http://www.bgop.org). Completed forms should be sent to: Fay LeCompte III, 1016A East Main Street, Luray, Va.

## CONTENTS

- 3 - Upcoming Events /Schedule  
Tips from the Forge Master
- 4 - President's Message
- 5- Classes/ Web links
- 6- Shop construction
- 11- Library Listings
- 15- Belt Buckle / Gage Chart
- 19 - For Your Inspiration

## Meeting Schedule

We've missed a few demos due to construction so we are going to start catching up

- Oct 3 Steak Turners
- Oct 17 Team Demo with Phil and  
Jeremiah
- Oct 24 Board Meeting
- Nov 7 Pokers
- Nov 21 Letter Openers
- Dec 6 Holiday Dinner



## TIPS FROM OUR FORGE MASTER

Shop tip: put a cap full off clorox in your quench bucket to keep it clean

## It time to Renew

Just use the renewal form on the back and send it in.

\$25 for 1 year

\$70 for 3

Send to Katie Dunn

531 Merlins Lane

Herndon VA 20170

## UPCOMING EVENTS

Oct 4 from 1-5pm Pioneer Day-Gulf Branch Nature Center 1-5pm arrive early to set up for demo- note that parking lot is closed. No rain date call 703-228-4400 after 8 am for a recorded message about cancellation.



Oct 9 Dig It Lecture: "Forging George Washington's Blacksmith Shop" at the Torpedo Factory Art Center 105 North Union Street Alexandria VA 22314 Free, reservations required.

[www.alexandriaarchaeology.org](http://www.alexandriaarchaeology.org) 703/838-4399

Oct 11, Festival of the Building Arts National Building Museum Join as many as 25 master craftsmen in celebration of our built environment. Interactive fun for all ages.

<http://www.nbm.org/families-kids/festivals/foba.html>

Oct 11-12 Page County Heritage Festival in Luray VA. Local crafters, food, steam and gas small engine show

Oct 11-12 Southern Maryland Farm Life Festival, at the John K. Parlett Farm-Life Museum of Southern Maryland. Near New Market, MD [www.farmlifestival.com](http://www.farmlifestival.com)

Oct 18 9-5pm Aldie Harvest Festival An annual celebration featuring food, entertainment, vendors, crafts, bake sales, grinding and blacksmithing. Aldie is located on route 50 one mile west of route 15.

[www.villageofaldie.com/harvestfest.htm](http://www.villageofaldie.com/harvestfest.htm)

Nov 1-2 from 10-4 Blacksmith and Friends Christmas show. At the Agricultural Farm Park in 18400 Muncaster Rd, Merwood MD. Admission is free. If you would like to demonstrate and sell your items Call 301-4807-0342

Dec 6 BGOP Annual Holiday Party 5:30 setup 6PM dinner. Church of the Covenant 2666 Military road Arlington VA

## President's Message

Wow we have done it! The shop expansion is basically done! I have to admit that when I put forth the goal of getting the shop addition done by October 4, 2008 for the Gulf Branch Nature Center Pioneer Days, a lot of Guild members thought we had no chance to get it done in time but I must say that the Guild members have pulled together to accomplish the task. I must say that it was a joy to see so many members coming in to help with this project; they came from near and far, some for just one day, some for one weekend and some have been there throughout the entire process. I sent email every week on the building progress and for some it was fun to read how the progress was going. It was exciting to go to the shop every week as something new would have been done since the last time I was there. Sometimes I would see the shop Friday night and when I went back on Sunday, I was surprised at the progress made in just a few short days. Now I must say that all the digging by hand and by machine, the movement of over 22,000 lbs of material up from the parking lot to the shop using the power buggy, along with many trips of concrete, the movement of all the lumber by hand and by cart, the actual barn raising all the framing in one weekend, could not have been done without all of our members pitching in. Way to go everyone -- you all did a great job!

We owe a special thanks to the businesses that donated building material to the shop project: Sislers Stone in Falls Church VA, L. F. Jennings in Manassas VA, and Flaherty Iron Works in Alexandria VA. There are also a few special people who are due some recognition: they are Jeremy Novak for the architect and building permits, Phil Heath lead carpenter, Dave Murphy buggy driver and

Paul Hollis the scheduler. These four have really made this expansion possible by each doing what they do best and we owe them special thanks for working with all of us to get this project done. There are a few final steps that need to be done before we can get our final inspection and maybe by the time you read this we may have our final approval from Arlington County.

This will be my last Presidents message to you as this is the end of my second term as president and I will be replaced by a new member from the board at the holiday dinner in December. I hope that the past two years have been a success for the Guild and I have been honored to serve you, the members of the Guild. We have had two successful Spring Flings at the new venue in Berryville, VA and will continue to have the Spring Fling in Berryville and I look forward to seeing you there in April 2009. This last project, the expansion of the Guild blacksmith shop, has been the dream of many board members over the years and a real necessity for the Guild as meetings were getting too crowded and there was just not enough space to do demonstrations and continue the advancement of the guild. Over the years there have been some ideas of a new shop at various locations that never really worked and then the development of a plan to actually expand our current shop proved to be a real possibility this year and it is a dream come true. Now we have the space to continue with our mission:

- To preserve, enhance and interpret the American cultural tradition of artistry and craftsmanship in hot worked steel and other metals.
- To promote wider community interest in ornamental ironwork and tool making as an art form, through meetings and shows, as well as educational demonstrations.

## Pres Message continued

- To provide guidance to beginners and experienced smiths alike, creating fellowship with all who share an interest in blacksmithing.
- To give the general public opportunities to experience the history, visual and tactile pleasures unique to the creation of functional and decorative objects.

Thanks to everyone who over the past 2 years has helped me and the Guild have another outstanding year and I look forward to seeing you at the various guild events. Katie -- thanks for another great year of newsletters and sorry for always being late. Hope everyone has a Happy Holiday Season and an outstanding New Year in 2009. Remember to keep forging and remember those safety glasses.

Keith E. Kuck

## Donation Challenge

By Nancy Zastrow

The new enlarged shop is a work of art-- everyone who has labored so tirelessly deserves a note of thanks.

From the beginning Ken Zastrow has been cheering everyone on and wishing he could be in there digging, dragging, , planting files , doing carpentry and roofing, ,but, of course, he can not.

Instead Ken follows the news and the progress of the shop expansion and we wanted to send a small donation to help pay for the costs. We make this Donation Challenge to all the membership that if you are too far away to help, or are unable to help, let your dollars take your place and send a donation for the new shop to :

Hop Long  
5309 Bangor Drive,  
Kensington MD 20895-1106

## WEB LINKS

<http://www.bgop.org>  
<http://www.grizzly.com/workshopplanner.aspx>  
<http://www.Backyardmetalcasting.com>  
<http://www.1728.com> (math & geometry)  
<http://memory.loc.gov> (images at Library of Congress)  
<http://www.ironkisshammers.com/>  
<http://home.earthlink.net/~bazillion/intro.html>  
<http://www.zoellerforge.com/hammer.html>  
<http://www.boggstool.com/>(liquid honing process)  
<http://www.wickedgoodcharcoal.com/distribution.htm>  
<http://www.watchman.dsl.pipex.com/filemaking/index.html>  
<http://www.random.org/sequences/>  
 <http://en.wikipedia.org/wiki/Blacksmith>  
 <http://blog.wired.com/underwire/2008/08/math-strange-dr.html>

## CLASSES

Touchstone Center for Crafts, southwestern PA [www.touchstonecrafts.com](http://www.touchstonecrafts.com)

Penland School of Crafts , northwestern NC [www.penland.org](http://www.penland.org)

John C. Campbell Folk School, southwestern NC [www.folkschool.com](http://www.folkschool.com)

Peters Valley , northwestern NJ [www.pvcrafts.org](http://www.pvcrafts.org)

Arrowmont School of Arts & Crafts, eastern Tennessee [www.arrowmont.org](http://www.arrowmont.org)

Haystack Mountain School of Crafts, Maine [www.haystack-mtn.org](http://www.haystack-mtn.org)

New England School of Metalwork, Maine [www.newenglandschoolofmetalwork.com](http://www.newenglandschoolofmetalwork.com)

Bill Pieh Resource for Metalwork, Arizona <http://www.horseshoes.com/supplies/alphabet/piehtoolco/linksandresources/workshops/billpiehworkshop.htm>

# Shop Expansion

Article by Mike Briskin

Photos by Dick Smith/George Anderton

Construction got off to a somewhat rocky start on July 18. Well, really a clayey start, but it was hard to tell the difference. After laughing at picks and shovels and staring down a rototiller, the last of the clay was finally milled to grade with the Ditch Witch we rented to dig the foundations.



By August 13, the foundation was dug and inspected, and we were ready to pour concrete. With the help of a motorized buggy, we moved about 3 yards of concrete from the parking lot and placed it in the foundation in less than an hour. We kept the buggy for several days to move other materials up to the site. 11 tons of sand, gravel, and brick pavers would have made for a lot of sore backs otherwise.

The dirt we removed went in front of the building to create our Americans with Disabilities Act compliant access ramp. We also trenched behind the new section of the building and down around the relocated coal bunker for a French drain.



With the concrete placed, we were able to move on to brick work, building the low wall that fills in below the board-and-batten siding. Around the same time, we spread gravel over the floor area, compacted it, covered it with sand, and laid the pavers on top. One more pass with the plate compactor, and we had a hard level surface to work from.



On August 29, we took delivery of our framing lumber, and shop construction really took off. That weekend, we

completed all the framing, notching the rough sawn 8" X 8" posts to accept girts and beams. By the end of the week, we had the roof sheathed as well. The following weekend, we nailed up the board and batten siding, and the building shell was complete.



It's always the little things that take time, though, and the next couple of weekends were spent on doors and windows, trim, tying in the floor, etc.



As of this writing, the shop is nearly complete, except for installing the standing seam aluminum roofing.

I used "we" in the following paragraph, because it really was a group effort. I don't believe we had a work day when we were short of labor (though the opposite may have been



the case from time-to-time). Some folks played truly key roles, though, and I'll try to name them here.

Bill Wojcik stood up the 10-year plan committee that lead to all this.

Jeremy Novak conceived the shop expansion, and presented it to the Guild with drawings. He got all the approvals we needed for construction, and kept us on track during construction.

Phil Heath acted as site foreman and saw to it that things were built the right way, even if he had to do them himself.

Paul Hollis claims he can't use a computer, but he sure can operate a telephone. He made sure the right people showed up at the right time, and solicited and got donations of many materials.

Keith Kuck hauled tons and tons of materials, took care of all our rentals, and man-handled the Ditch Witch. He also drove the overall schedule, and approved all the major purchases.



Dave Murphy took charge of the things no one else wanted to do. He moved the coal bunker, installed the French drain, and mortised in the roof beam braces.

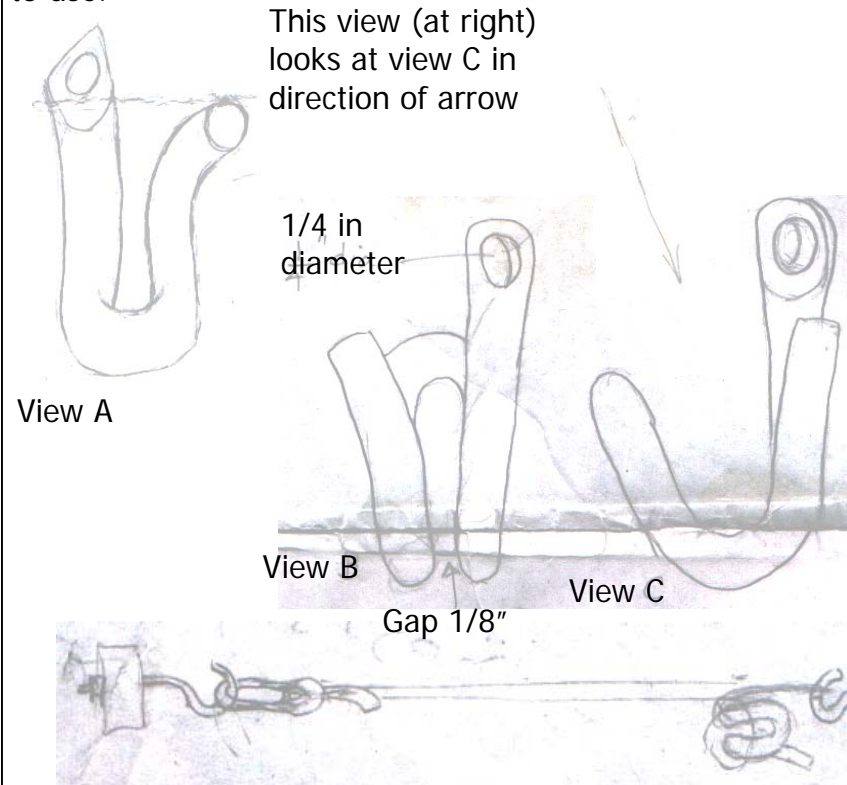
Jeff Symanski bought stored and hauled all the wood for the building.



# Clothesline Quick Hitch

Brought to attention of Bill Wojcik at a demonstration

Date about 1940 material 5/16" round steel  
For right hander- the mirror image is hard for right handers to use.



# Frying Pan Park Demonstration - Aug 2

Photos by Nellene Smith

Terry Smith, Tom Coker, Fay LeCompte and Pat McGuire study a broom winding jig that Terry built.



Beverly Coker demonstrates (Fay, Tom and Doug in background) while the crowd and a Civil War re-enactment group (above) watch.

# Blacksmiths' Guild of the Potomac Library

One of the primary goals of the BGOP is to provide educational opportunities for its members. The Guild's library is a continuously expanding collection of printed material and video to help us meet that goal. Currently we have more than a hundred different titles on blacksmithing and other metal work as well as a collection of periodicals.

## LIBRARY POLICY

Only BGOP members in good standing may borrow material from the library. Good standing means paid up dues, no outstanding library or guild shop infractions, and active participation in Guild functions, e.g. meetings, demonstrations, etc.

By borrowing material from the library, you agree to care for and return the items to the library. The borrower must replace items lost or damaged beyond normal wear. Please exercise care in the handling of library materials

Two items may be borrowed for 1 month (2 regular meetings). Items may be kept for another 2 weeks (1 more meeting) provided no other member has requested that material. You are responsible for checking with the librarian.

Request library items by their alphanumeric listing. The letters beside each item designates the form of the material. (e.g. B=Blacksmithing Book, M=Miscellaneous Book, P=Periodical, V=VHS and D=DVD).

The librarian will make every effort to bring requested material to the regularly scheduled BGOP meetings for distribution. Requests for material must be made by the Wednesday before a meeting .The librarian can be contacted by phone or email.

Steve Crist

Phone: 703.754.9678

Email: [sdcris@verizon.net](mailto:sdcris@verizon.net)

BGOP ID	Title	Author
B090	The ABCs of Blacksmithing	Fridolin Wolf
B095	Agricultural Engineering in Development Advanced Blacksmithing:A Training Manual	J. B. Stokes
B097	Albert Pauley : Sculptural Adornment	Renwick Gallery
B098	Alfred Habermann - Blacksmith and Designer	Peter Elgass
B100	American Blacksmithing	Holstrom & Holford
B105	The American Hearth	Richard Barons/ Devers Card
B105.5	American Indian Tomahawks	Harold L. Peterson
B106	An Introduction to Ironwork	Marian Campbell
B107	Anvils in America	Richard A. Postman

BGOP ID	Title	Author
B107.2	The Anvil's Ring - 10th Anniversary Issue - Patternbook for Artsmiths	The Anvil's Ring
B107.3	Architectural Ironwork	Dona Z. Meilach
B107.4	The Armoire and His Craft - From the XIth to the XVIth Century	Charles Ffoulkes
B107.5	Art Deco Decorative Ironwork	Henri Clouzot
B107.6	Art Deco Ornamental Ironwork	Henri Martine
B107.8	Art Nouveau Decorative Ironwork	Theodore Menten
B108	Art from the Fire	(Kunst aus dem Feuer)Julius Hoffmann
B110	The Art of Blacksmithing	Alex Bealer
B112	The Art of Wrought Metalwork for House and Garden	(Schmiedekunst am Haus )Otto Schmirler
B113	The Artist Blacksmith - Design and Techniques	Peter Parkinson
B114	The Backyard Blacksmith	Lorelei Sims
B115	Basic Blacksmithing: A Training Manual	J. B. Stokes
B115.3	Basic Blacksmithing - An introduction to toolmaking. Companion of B118.3	David Harries and Bernard Heer
B115.5	Beautiful Iron - The Pursuit of Excellence	Francis Whitaker
B116.1	Best of the Hammer - Volume 1	Brian D. Flax
B116.2	Best of the Hammer - Volume 2	Brian D. Flax
B116.3	Best of the Hammer - Volume 3	Brian D. Flax
B116.4	Best of the Hammer - Volume 4	Brian D. Flax
B117	The Blacksmith & His Art	J.E. Hawley
B118	Blacksmithing for Beginners	D. James Morre
B118.3	The Blacksmithing Instructor's Guide Companion of B115.3	David Harries
B118.5	A Blacksmithing Primer	Randy McDaniel
B119	The Blacksmithing Study Guide	Bob Fredell, Pete Stanaitis and Friends
B120	The Blacksmiths Cookbook: Recipes in Iron	Francis Whitaker
B125	The Blacksmith's Craft	CoSira
B126	The Blacksmith's Craft : A Primer of Tools& Methods	Charles McRaven
B126	The Blacksmith's Craft : The Legacy of Francis Whitaker	George F. Dixon
B130	Blacksmiths' and Farriers' Tools at Shelburne Museum	H. R. Bradley Smith
B132	A Blackshith's & Hammerman's Emporium	Douglas Freund
B133	Blacksmith's Manual Illustrated	J. W. Lillico
B134	The Boone Blacksmithing Legacy	Don Plummer
B135	Catalog of Drawings for Wrought Ironwork	CoSira
B140	Catalog of Drawings for Wrought Ironwork Gates	CoSira
B143	Catching the Fire - Philip Simmons, Blacksmith	Mary E. Lyons
B145	Charleston Blacksmith: The Work of Philip Simmons	John Michael Vlach
B146	Collection of Articles from the Internet	Various Authors
B146.5	Colonial Wrought Iron - The Sorber Collection	Don Plummer
B146.7	The Contemporary Blacksmith	Dona Z. Meilach
B147	The Complete Modern Blacksmith	Alexander G. Weygers
B148	Country Blacksmithing	Charles McRaven
B150	Decorative Antique Ironwork	Henry Rene D'Allemagne
B151	Decorative Architectural Ironwork	Diana Stuart
B153	Decorative Hardware	Liz Gordon and Terri Hartman

BGOP ID	Title	Author
B155	Decorative Ironwork	CoSira
B157	Decorative Ironwork -	Victoria and Albert Museum- Marian Campbell
B157.5	Decorative Ironwork- Wrought Iron Latticework, Gates, & Railings	Margaret Baur-Heinhold
B157.7	Decorative & Sculptural Ironwork - Tools, Techniques & Inspiration	Dona Z. Meilach
B158	Designs and Products of the Forge II	C. Thatcher
B159	Dictionary of Metal Design (Deutsch-Englisch:English-German)	Ronald B. Wiles
B159.5	Direct Metal Sculpture	Dona Z. Meilach
B160	Drake's Modern Blacksmithing and Horseshoeing	J. G. Holmstrom
B165	Early American Ironware Cast & Wrought	Henry J. Kauffman
B170	Early American Wrought Iron	Albert H. Sonn
B170.5	Edgar Brandt: Master of Art Deco Ironwork	Joan Kahr
B171	Edge of the Anvil	Jack Andrews
B171.2	Elementary Wrought Iron	J. W. Bollinger
B171.5	Fireplace Accessories	Dona Z. Meilach
B171.7	Forged Architectural Metalwork	Peter Parkinson
B172	Foxfire V	Edited by Eliot Wigginton
B172.5	Gilbert Poillerat	Francois Baudot
B173	The Golden Age of Ironwork	Henry J. Magaziner and Robert D. Golding
B176	The Heat-Treatment of Steel	Edwin Gregory/Eric Simons
B178	Heat Treatment, Selection, and Application of Tool Steels	Bill Bryson
B180	Hooks, Rings & Other Things	Frank Barnes
B182	How to Make Knives	Richard W. Barney; Robert W. Loveless
B184	Intermediate Blacksmithing: A Training Manual	J. B. Stokes
B185	Iron Age : Carl Wyland, Craft Metalsmith from Cologne (1886-1972)	Barbara Maas
B186	Iron and Steel	Hugh P. Tiemann
B188	Iron Menagerie	Guild of Metalsmiths
B189	Ironwork: Dynamic Details	Dona Z. Meilach
B189.5	Ironwork Today : Inside & Out	Dona Z. Meilach
B190	The Italian Masters of Wrought Iron	Giuseppe Ciscato
B191	Little Giant Power Hammer	Richard R Kern
B191.5	Little Uglies - Blacksmith Folding Knives - Pamphlet	Gene Chapmam
B191.7	Lives Shaped by Steel	Nancy B. Zastrow
B192	Metal Design (Metallgestaltung) Church Craft - Grilles Doors and Furniture	Klaus Pracht
B192.51	Metal Design International 1999	Peter Elgass
B192.52	Metal Design International 2000	Peter Elgass
B192.53	Metal Design International 2001	Peter Elgass
B192.54	Metal Design International 2002	Peter Elgass
B192.55	Metal Design International 2003	Peter Elgass
B192.56	Metal Design International 2004	Peter Elgass
B192.57	Metal Design International 2005	Peter Elgass
B192.58	Metal Design International 2006	Peter Elgass

BGOP ID	Title	Author
B193	Metal Designs From Technique to Form (Metallgestaltung)	Achim Kuhn
B195	Metals for Engineering Craftsmen	CoSira
B200	The Modern Blacksmith	Alexander Weygers
B205	New Edge of the Anvil	Jack Andrews
B206	New Lessons in Arc Welding	The Lincoln Electric Co.
B207	Ornamental Metal Work	I.C.S Staff
B208	Plain and Ornamental Forging	Ernst Schwarzkopf
B210	Practical Blacksmithing	M. T. Richardson
B215	Practical Blacksmithing and Metalworking	Percy Blandford
B218	Practical Projects for the Blacksmith	Ted Tucker
B220	Professional Smithing	Donald Streeter
B220.5	Rustic Iron Work	Georges Eudes
B221	Samuel Yellin - Metalworker	Jack Andrews
B222	Scissors	Massimiliano Mandel
B223	The Shaping of Steel	(Stahlgestaltung)Fritz Kuhn
B223.5	Stuart Hill - Metal Works	Klaus Pracht
B224	Tool Making for Woodworkers	Ray Larson
B224.5	Under a Spreading Chestnut Tree - Basic Blacksmithing	Charlie Sutton
B225	Welding Technology	Giachino/Weeks/Johnson
B230	The Work Methods and Tools of the Artist-Blacksmith	(Werk und Werkzeug des Kunstschmieds )Schmirler
B233	Wrought Iron	Fritz Kuhn
B234	Wrought Iron	Gabriele and Massimiliano Mandel
B235	Wrought Iron Designs	H Grove
B235.5	Wrought Iron for the City and Country Home	L. Rodighiero
B236	Wrought Ironwork	CoSira
B240	101 Metal Projects for the Novice Blacksmith	Al Cannella
M100	Art Metals	C. Vernon Seigner
M101	Articles on the History of America's Iron and Steel Industry	American Iron and Steel Institute
M103	Chasing - Ancient Metalworking Technique with Modern Applications	Marcia Lewis
M105	The Colonial Silversmith	Henry J. Kauffman
M110	The Complete Handbook of Centrifugal Casting	Philip Romanoff
M112	Forming Using Metal Characteristics: Fold Forming	Charles Lewton-Brain
M113	Fountains in Contemporary Architecture	Minor L. Bishop
M115	Foxfire 6	Eliot Wiggington
M120	Handmade Jewelry Techniques and Design	Alison Richards
M125	Lost Wax Investment Casting	C.W. Ammen
M130	Lost America	Arlington H. Mallery
M133	Metal Techniques for Craftsmen	Oppi Untracht
M134	The Metalsmith's Book of Boxes & Locketts	Tim McCreight
M134.3	Mokume Gane - A Comprehensive Study	Steve Midgett
M134.7	Moving Metal - The Art of Chasing and Repousse	Adolph Steines
M135	The Rediscovery of Lost America	Arlington Mallery/Mary Robert Harrison
M137	Repousse Metalwork - A scheme of Sheet Metalwork for Schools and Amateurs	A. C. Horth

<b>BGOP ID</b>	<b>Title</b>	<b>Author</b>
M140	Sulley: The Biography of a House	Robert Gamble
M145	Sundials - Their Theory and Construction	Albert E, Waugh
M150	Textile Techniques in Metal - For Jewelers, Textile Artists & Sculptors	Arline M. Fisch
	<b>PERIODICALS</b>	
M160	Whirligigs in Silhouette	Anders S. Lunde
AR100	The Anvil's Ring - First Five Years 1973-1978	Artist-Blacksmith Association of North America
AR105	The Anvil's Ring - Volume 5 - Winter 1996 through Spring 1999	Artist-Blacksmith Association of North America
AR106	The Anvil's Ring - Volume 6 - Summer 1999 through Summer 2001	Artist-Blacksmith Association of North America
AR107	The Anvil's Ring - Volume 7 - Fall 2001 through Summer 2004	Artist-Blacksmith Association of North America
AR108	The Anvil's Ring - Volume 8 - Fall 2004 through Summer 2007	Artist-Blacksmith Association of North America
P200	Blacksmith's Journal Volumes 1 & 2 August 1990 -July 1992	Jerry Hoffmann
P201	Blacksmith's Journal Volumes 3 & 4 August 1992 -July 1994	Jerry Hoffmann
P202	Blacksmith's Journal Volumes 5 & 6 August 1994- July 1996	Jerry Hoffmann
P203	Blacksmith's Journal Volumes 7 & 8 August 1996 -July 1998	Jerry Hoffmann
HB101	The Hammer's Blow - Volume 1 - 1993 through 1996	Artist-Blacksmith Association of North America
HB102	The Hammer's Blow - Volume 2 - 1997 through 1999	Artist-Blacksmith Association of North America
HB103	The Hammer's Blow - Volume 3 - 2000 through 2002	Artist-Blacksmith Association of North America
HB104	The Hammer's Blow - Volume 4 - 2003 through 2005	Artist-Blacksmith Association of North America
	<b>VHS</b>	
VHS100	ABANA Comes of Age	National Ornamental Metal Museum
VHS105	The Birth of a Silver Spoon	Dawn Kiilani Hoffman
VHS110	Blacksmith's Journal Techniques Volume 1	Jerry Hoffmann
VHS111	Blacksmith's Journal Techniques Volume 2	Jerry Hoffmann
VHS112	Blacksmith's Journal Techniques Volume 3	Jerry Hoffmann
VHS130	Tal Harris BGOP Spring Fling 1997	George Anderton
VHS155	Randy McDaniel Animal Heads and Tools BGOP Spring Fling 1997	George Anderton
VHS180	Peter Ross #1 & #2 Forging/Welding of Wrought Iron BGOP Spring Fling 1995	Mitchell Linden
VHS190	Clay Spencer #1, #2, & #3 Treadle Hammer Magic BGOP Spring Fling 1995	Mitchell Linden
VHS195	Dorothy Stiegler # 1 & #2 Forge Welding/Basket Weaving BGOP Spring Fling 1995	Mitchell Linden

BGOP ID	Title	Author
	<b>DVD</b>	
DVD110	Blacksmith's Journal Techniques Volume 1	Jerry Hoffmann
DVD111	Blacksmith's Journal Techniques Volume 2	Jerry Hoffmann
DVD112	Blacksmith's Journal Techniques Volume 3	Jerry Hoffmann

## Donated Belt Buckle for Auction

Photo by Dick Smith,

Written by Mike Briskin

Win this beautiful silver belt buckle, cast and donated by Mark Schuknecht. Just \$5 a chance! The drawing will be held at Spring Fling or sooner if all 200 tickets are sold. You need not be present to win, but you do need to buy a ticket before they're gone. Tickets are for sale at Guild meetings, or contact Mike Briskin at [mjbriskin@verizon.net](mailto:mjbriskin@verizon.net) or 703-524-2362.



## Gage Chart

Found by Bill Wojick

Gage #	Steel	Stainless	Aluminum	Gage #	Steel	Stainless	Aluminum
7	0.179	-	-	19	0.042	0.044	0.046
8	0.164	0.172	-	20	0.036	0.038	0.040
9	0.150	0.156	-	21	0.033	0.034	0.037
10	0.135	0.141	-	22	0.030	0.031	0.034
11	0.120	0.125	-	23	0.027	0.028	0.031
12	0.105	0.109	-	24	0.024	0.025	0.028
13	0.090	0.094	0.093	25	0.021	0.022	0.025
14	0.075	0.078	0.079	26	0.018	0.019	0.022
15	0.067	0.070	0.071	27	0.016	0.017	0.019
16	0.060	0.063	0.064	28	0.015	0.016	-
17	0.054	0.056	0.058	29	0.014	0.014	-
18	0.048	0.050	0.052	30	0.012	0.013	-
				31	-	0.011	

A couple of examples:

Steel 19 ga. 4'x8' sheet.

19 ga. steel is .042" thick:

.042" x 48" x 96" x .28 lbs/ci = 54 lbs

Aluminum 19 ga. 4'x8' sheet.

19 ga. aluminum is .046" thick:

.046" x 48" x 96" x .10 lbs/ci = 19 lbs

### USG (US Standard Gauge)

Gauge	No.	MM.	Inches
USG	1	7.142	0.2811
USG	2	6.746	0.2656
USG	3	6.35	0.25
USG	4	5.954	0.2344
USG	5	5.555	0.2187
USG	6	5.159	0.2031
USG	7	4.763	0.1875
USG	8	4.366	0.1719
USG	9	3.967	0.1561
USG	10	3.571	0.1406
USG	11	3.175	0.125
USG	12	2.779	0.1094
USG	13	2.38	0.0937
USG	14	1.984	0.0781
USG	15	1.786	0.0703
USG	16	1.588	0.0625
USG	17	1.427	0.0561
USG	18	1.27	0.05
USG	19	1.11	0.0437
USG	20	0.953	0.0375
USG	21	0.874	0.0344
USG	22	0.794	0.0313
USG	23	0.714	0.0281
USG	24	0.635	0.025
USG	25	0.556	0.0219
USG	26	0.478	0.0188
USG	27	0.437	0.0172
USG	28	0.396	0.0156
USG	29	0.358	0.0141
USG	30	0.318	0.0125
USG	31	0.277	0.0109
USG	32	0.259	0.0102
USG	33	0.239	0.0094
USG	34	0.218	0.0086
USG	35	0.198	0.0078
USG	36	0.178	0.0070
USG	37	0.169	0.0067
USG	38	0.159	0.0063



To ABANA Affiliates and Affiliate Members,

Introduction to our new Central Office Administrator Diane Walden, WH&L Associates, LLC, and her team have contracted with ABANA to provide services as the new ABANA Central Office. Walden brings to her clients more than 24 years of experience in the for-profit and non-profit arenas. .

“We look forward to serving the needs of the ABANA organization to promote membership, to increase member retention efforts, and to assist the organization to create, develop and recommend strategies to move the organization forward. We realize the importance of preserving the integrity of blacksmithing and promoting the ‘love of the craft.’ Special thanks to ABANA for honoring us with the mission to serve your membership,” says Diane.

ABANA Central Office      Phone: 703-680-1632  
 15754 Widewater Drive      Fax: 703-680-6222  
 Dumfries, VA 22025-1212      [abana@abana.org](mailto:abana@abana.org)

The ABANA Board would also like to thank Heather Hutton for the dedicated service she provided during her time as the Central Office Administrator. Heather decided to pursue an opportunity to be a blacksmith. Now who do you suppose would give the poor girl that idea?

**ABANA Appreciation Day - Blacksmith Guild of Virginia.** Thanks to the BG of VA for donating the proceeds of their Iron-in-the-Hat at this event towards seed money for the ABANA 2010 Conference. Over \$1000 was raised.

**Progress on the ABANA 2010 Conference:** The ABANA Board has approved Memphis, TN as the site and the first week in June as the date of the 2010 Conference. Final details will be forthcoming when a contract with the site has been obtained.

**Paul Boulay** ([pboulay@abana.org](mailto:pboulay@abana.org)).  
 ABANA Affiliate Relations Board Member



# For Your Inspiration



Railing, Table and  
Shelf Bracket by  
Craig May of Colo-  
rado  
Forge Facts Spring  
2003 issue



Table by Clay  
Spencer

Box by Pat  
McCarty

Cross from Ten-  
nessee.

From BAM  
March/April 2003



### Francis Whitaker Blacksmithing Scholarship

at John C. Campbell Folk School

Two paid scholarships for tuition will be awarded for the Traditional Joinery Projects Class taught by Clay Spencer October 26 - 31, 2008.

For more information about this class go to:  
[http://www.folkschool.org/index.php?section=class\\_detail&class\\_id=2414](http://www.folkschool.org/index.php?section=class_detail&class_id=2414)

Students must be intermediate to advanced skill level and will be responsible for their own meals, lodging/camping, materials and fuel fee.

#### Application Requirements

1. Describe your blacksmithing training/experience
2. Several photos of your work.
3. Drawing of the project you propose to do in class. It should be to scale showing stock size and joinery, no MIG or arc welding in project.
4. Goals for your blacksmithing, briefly.
5. Why you need scholarship help, briefly.

Send to: Call 256-558-3658 with any questions.  
Clay Spencer Application must be received by Sep. 15, 2008.  
73 Penniston Pvt. Drive  
Somerville, AL 35670  
[clay@otelco.net](mailto:clay@otelco.net)

### Formation of a new School

Announcing the formation of a new Blacksmithing School here in Virginia. The Yesteryear School of Blacksmithing is located at 1918 West Virginia Avenue in Crewe Virginia on Rt. 460.

The spacious building will offer first class equipment and atmosphere for anyone to experience and learn the wonderful art of Blacksmithing no matter the experience level.

Our first class offering will be August 18-23 with Mark and Mindy Gardner doing a week long course on tool making and repousee/chasing with a treadle hammer. This is the identical course offered at John C. Campbell but for only \$225.00. There are several hotels near by with VERY affordable rates. I suggest people stay at Weston's. It is less than 50 dollars a night and has a nice place to eat as well, and is less than a mile from the school.

For more information contact them at [yesteryearschool@gmail.com](mailto:yesteryearschool@gmail.com) or phone 434-390-6203

Anyone interested can send a check or money order to:

Yesteryear Forge  
15421 Five forks Rd.  
Amelia VA 23002

### New England School of Metalwork Winter Sessions 2008-2009

November 9-12, 2008> Basic Blade Forging  
December 4-8, 2008> Beginners Blacksmithing  
January 23-26, 2009> Forged Tools of the Blacksmith  
February 6-9, 2009> Forged Botanical Forms  
February 20-23, 2009> Pattern Welded Steel  
March 6-9, 2009> Open Forge for Beginners  
March 20-23, 2009  
April 3-6, 2009  
April 17-20, 2009> Creative Joinery

See the website for class details, call to register 1-888-753-7502 or online at [www.newenglandschoolofmetalwork.com](http://www.newenglandschoolofmetalwork.com), please direct inquiries to: [dglaser@newenglandschoolofmetalwork.com](mailto:dglaser@newenglandschoolofmetalwork.com)

### 5th Annual Fitchburg Forge-In Blacksmith Festival

The 5th Annual Fitchburg Forge-In, a juried competition for metal artisans, is on October 18, 2008 in Fitchburg, MA. Cash prizes are awarded for the Decorative Panel Competition and for a live competition consisting of three divisions and three sessions. Free admission. For more information, visit <http://www.discoverfitchburg.com/blacksmithfestival.html>, or call Katrina at 978-345-9602.

The New England School of Metalwork is offering a scholarship. Three full workshops of choice based on standard prices and a \$500 stipend for travel expenses. For details go to: <http://www.newenglandschoolofmetalwork.com/scholarships.php>

## BGOP Membership Application and Renewal

New Member— \$35 or 3 yrs—\$75 Renewal—\$25 or 3 yrs—\$70

Date \_\_\_\_\_

Name \_\_\_\_\_ Home Phone \_\_\_\_\_

Address \_\_\_\_\_ Work Phone \_\_\_\_\_

City \_\_\_\_\_ State \_\_\_\_\_ Zip \_\_\_\_\_

Email Address \_\_\_\_\_ Age if you are under 21 (min 16 years) \_\_\_\_\_

Blacksmithing Experience "Yes" "No"

I would like to receive the Newsletter by (circle one)

Email (PDF)

Email (Link to Electronic Copy)

paper copy in the mail

I am a member of ABANA, The Artist Blacksmith's Association of North America "Yes" "No"

Make check payable to: **BGOP**

**Mail check and Membership application to:**

**Katie Dunn,**

**531 Merlins Lane, Herndon VA 20170**



Name: \_\_\_\_\_

E-mail: \_\_\_\_\_

Address: \_\_\_\_\_

www url: \_\_\_\_\_

City: \_\_\_\_\_

Phone: \_\_\_\_\_

State: \_\_\_\_\_ Zip/PC: \_\_\_\_\_

Fax: \_\_\_\_\_

Country: \_\_\_\_\_

Credit Card Information

### Type of Membership

\*\* Regular .....\$55      \*\* Overseas .....\$65  
\*\* Student .....\$45      \*\* Contributing .....\$100  
\*\* Senior (65+).....\$50      \*\* Library.....\$45

Visa

Mastercard

Expiration Date: \_\_\_\_\_

Card# \_\_\_\_\_

Submit check, money order (US banks only), or by credit card:

ABANA Chapter Affiliation: \_\_\_\_\_

ABANA

Phone: 865-546-7733

Application may also be made at the ABANA web site:  
www.abana.org

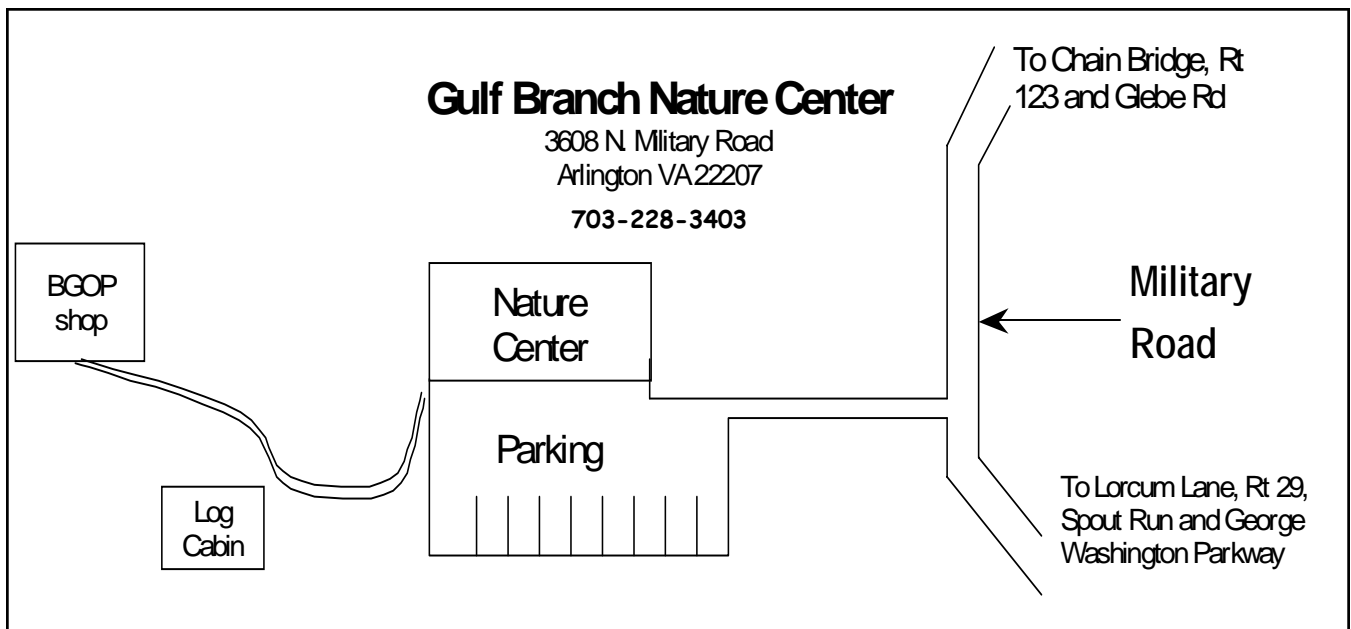
PO Box 3425

abana@abana.org

Knoxville, TN 37927-3425

www.abana.org

M E M B E R S H I P   A P P L I C A T I O N



**BGOP Meetings**

Guild meetings are held on the first and third Fridays of each month at 7:30 P.M. at the Gulf Branch Nature Center, 3608 North Military Road, Arlington VA 22207. Meetings are usually held in the Guild's shop which is located about 50 yards past the Nature Center building on the wooded path. Occasional Friday meetings with a speaker or video are held in the Nature Center auditorium. Check the website at [bgop.org](http://bgop.org) or call the HOTLINE 703-527-0409 for updates on meetings and events.

**The Blacksmiths' Guild of the Potomac, Inc.**



c/o Katie Dunn  
 531 Merlins Lane  
 Herndon VA 20170

**Address Correction Requested**