


the Newsletter



of The Blacksmiths' Guild of the Potomac, Inc.



George Anderton looks on as Lee Thompson explains his latest invention at the May 21 shop meeting.

May / June 2010

Vol. XXXII No. 3

An affiliate of ABANA: Artist-Blacksmith's Association of North America

The Blacksmiths' Guild of the Potomac, Inc.

2009 Officers & Board of Directors

President

*George Anderton (2012)
989 S. Sleepy Creek Rd.
Cross Junction, VA 22625
540-888-3908
gtadma@hughes.net

Vice President (and Shop Master)

*Phil Heath (2011)
4600 S. four Mile Run Dr.
Arlington, VA 22204
703-671-3134

Treasurer

*Fred (Hop) Long (2012)
5309 Bangor Drive
Kensington, MD 20895-1106
301-942-6177

Secretary

*Mike Briskin (2011)
1556 N Bryan St.
Arlington, VA 22201
703-524-2362

** Member of the Executive Committee*

Board Members

Keith Kuck (2010)
5310 Nutting Dr.
Springfield, Va. 22151
703-321-8109

Pat McGuire (2011)
1102 Shannon Pl.
Herndon, VA 20170-3506
703-437-9034

Jeff Symanski (2010)
6183 Carters Run Rd
Marshall, VA 20115-2027
540-341-3031

Skip Roberts (2012)
7806 Oak St
Falls Church, VA 22043
703-641-8940

Bill Wojcik (2010)
4116 Kingchase Lane
The Plains, VA 20198
540-253-5121

Committees & Assignments

10 Yr Plan Dave Murphy, **Chair** 301-229-5794
Corporation..... Fay LeCompte, **Chair**...540-743-1812
Scholarship Fay LeCompte, **Chair** . 540-743-1812
Demonstrations Jan Kochansky 301-432-7734
Meeting Raffle Dave Murphy 301-229-5794
Library Steve Crist 703-754-9678
Web Master Dick Smith 301-807-0342
Membership and
Newsletter Editor..... Curt Welch 703-938-4152
BGOPnewsletter@gmail.com

Shop Rules And Etiquette

The Guild shop is available for use by members in good standing whenever the Nature Center park is open. The shop is locked, so call the shopmaster or a board member for access. Follow all safety rules. Record the number of visitors on the log sheet near door.

Please observe the following rules and etiquette:

- ◆ Two people must be present in the forge to work.
- ◆ Bring safety glasses and wear them. Work in a safe manner at all times.
- ◆ Clean the shop **before and after** you work.
- ◆ Empty firepots and dump ash gate after each use to minimize corrosion.
- ◆ Cold ashes go in a trash bag and take the bag to the trash pickup at the parking lot.
- ◆ Place tools back in their proper places.
- ◆ Dress bar ends which you have cut, to be ready for the next user.
- ◆ Clean the shop before you leave, and carry out trash which you create.
- ◆ Always turn off the lights, coffee pot and heater and lock up when leaving.
- ◆ Bring your own material for personal projects. Shop stock is for learning and practice.
- ◆ No alcoholic beverages on park property.
- ◆ No propane can be stored on the property.

The Newsletter is mailed to members six times a year, Initial membership fees are \$35 for one year or \$75 for three years. Renewals are \$25 for one year or \$70 for three years. Membership applications and renewals may be sent to:

Curt Welch, 305 Ainstree Ct., Vienna, VA 22180.

Check payable to BGOP.

ABANA affiliates may reprint portions that are not individually copyrighted, so long as credit is given to original source. Any other publication by prior arrangement with president of BGOP. The Blacksmiths' Guild of the Potomac, Inc, its officers, members, and editorial staff specifically disclaim any responsibility for damages or injuries that occur as a result of the use in any way of any information contained in this newsletter. Send articles to bgopnewsletter@gmail.com.

Scholarship Applications

Scholarship applications are available on the web at www.bgop.org. Completed forms should be sent to: Fay LeCompte III, 1016A East Main Street, Luray, Va. 22835-1622

©2010 Blacksmiths' Guild of the Potomac, Inc., and as copyrighted by individual contributors.

CONTENTS

- 3- Upcoming Events
- 4- Storage Container Donation
- 4- Blacksmithing Schools
- 5- Error Correcting
- 5- Water Shutoff Key
- 6- Recent Events
- Guild Member List (sent as separate document)

Meeting Schedule

- June 4 Swage Block Techniques
- June 18 Rasp Snakes—M. Briskin
- July 2 Open Forge—BBQ (no tailgating)
- July 16 Scrolling Tips and Techniques
- July 30 Board Meeting
- Aug. 6 Truncated Cones—Bill Wojcik
- Aug. 20 Dividers—Bill Wojcik
- Sept. 3 Open Forge

UPCOMING EVENTS

June 2-5 (Wed-Sat) **ABANA Conference**, Memphis Tennessee

June 11—13 (Fri-Sun) **Massanutten** Antique Tractor & Gasoline Engine Club, Inc. 21st Annual Show. Woodstock, VA. Bill Wojcik is coordinating BGOP participation in this event.

June 12, 2pm to 5pm (Sat), **Open House** at Gulf Branch Forge. The Friends of Gulf Branch are sponsoring a birthday party and fund raiser for the Gulf Branch Nature Center. Show up at 12pm to help with setup.

President's Message

Hi,

Have a nice, safe summer. Drink plenty of water and wear your safety glasses. See you at the next meeting.

George Anderton
President BGOP


Letter from the Editor

Hi,

This edition of the newsletter has been limited to 12 pages to allow for the annual distribution of our membership list. The normal 20-page newsletter will return with the next issue.



Curt Welch
Newsletter Editor
Membership Chairman
bgopnewsletter@gmail.com



TIPS FROM OUR FORGE MASTER

Holes that are punched add a certain charm to iron work.

Storage Container Donation from Hitt Contracting Inc.

In April, Paul Hollis secured the donation of a shipping container and a few job boxes from Hitt Contracting Inc. Thank you Paul for all your work on this project, and thank you Hitt Contracting for your generous contribution in support of the Guild! The shipping container has been moved to Jeff Symanski's Commercial Tool and Die company in Marshal and will replace the storage space the guild is currently leasing. A moving project is being coordinated. Details will be announced at a future meeting.



Want to use the Gulf Branch Forge?
Use the **BGOP-FORGE** e-mail list to find a forge-buddy.

<http://groups.yahoo.com/group/bgop-forge/>

BGOP Beginner's Blacksmithing Class

Contact George Anderton at gtadma@hughes.net or 540-888-3908 for information about the next class. Classes are held at the Guild's Gulf Branch Nature Center forge on Thursday evenings from 6pm to 10pm for 6 weeks.

BLACKSMITHING SCHOOLS

- Touchstone Center for Crafts, Southwestern PA www.touchstonecrafts.com
- Penland School of Crafts, Northwestern NC www.penland.org
- John C. Campbell Folk School, Southwestern NC www.folkschool.com
- Peters Valley, Northwestern NJ www.pvcrafts.org
- New England School of Metalwork, Maine www.newenglandschoolofmetalwork.com
- Yesteryear Forge, Amelia VA, yesteryear-school@gmail.com or 434-390-6203 www.yesteryearschool.com
- Blacksmith Guild of Central Maryland, www.bgcmonline.org/docs/classes.html for more information and questions see to SchoolAdmin@bgcmonline.org
- Arrowmont School of Arts & Crafts, Eastern Tennessee www.arrowmont.org
- Haystack Mountain School of Crafts, Maine www.haystack-mtn.org
- The Virginia Institute of Blacksmithing, Waynesboro VA www.vablacksmithing.org

Error Correcting

by Caitlin Morris



As a novice smith, many of my projects have been products of RDC (that is, "Rapid Design Change"-- wherein you make a mistake and decide to consider the mistake a "feature" of the project instead of a flaw).

As my skills grow, I find myself taking up the challenge to avoid much of this error-driven-redesign, both through learning how to correct errors and through more careful planning.

Error-correction is a skill I'm still developing. Once you internalize the fixes, they seem so obvious--like straightening a bent piece of metal by positioning it on the anvil like an arch (legs down, arch up), and hammering down on the bend.

I am also slowly learning what to expect from the metal and plan my hammer blows to compensate--when you go to taper a flat, wide piece of stock, you run the risk of the stock folding across the wide dimension, so an experienced smith is careful to make sure that the wide dimension remains flat.

I am learning the importance of looking for shadow-lines to tell you whether something is straight and smooth or wavy. Recognizing that a wavy edge means that the stock has an uneven thickness is an important way of judging your work by sight as you go instead of taking the time to cool it and feel the defects.

I'm told that master smiths still make mistakes, but what makes them master smiths is that they're able to recognize, fix, compensate, and recover from these errors before the novice would even recognize that something is wrong.

Water Shutoff Key for the Church of the Covenant

On April 6th, Hop Long received a phone call from the Church of the Covenant asking for our help. That is the church down Military Road from the forge where we have held our annual Christmas party. They lost their sprinkler shutoff key and wanted to know if we could assist in creating a replacement for them. From the specifications given to us by Rob Uemura, Curt Welch forged the key shown to the right and the Guild donated it to the church on April 12th.

Rob later reported back:

The tool works great! Tried it out right after I left the nature center. Our volunteer churchmember-landscaper happened to be there and was absolutely tickled. She told me to say, "You made an old lady happy!"



Recent Events

April 2 Meeting—Spring Fling Prep



Tommy McGraw and Fred "Hop" Long



Blacksmith plaque brought in by Connie Badowski.



Plant Hanger made by Lee Thompson from a fire extinguisher.



Keith Kuck Leads Spring Fling Planning.



Copper Rose by Jershon Baker



Bill Wojcik—Master Chef and Spring Fling Organizer

April 16-18 Spring Fling!

The annual guild event held at Berryville VA was another great success this year. Demonstrators this year were Tom Latané from Pepin, WI, along with Ken Schwarz and Richard Sullivan from Colonial Williamsburg. Tom's wife Catherine shared her talents with us in a tin cookie-cutter workshop. Setup was reported to be smoother this year than any time in recent memory due at least partially to the fact that there were no power hammers to set up.



2010 Tee-Shirt Design by Chris Worsley

Recent Events

Spring Fling Continued...

This year, the event started earlier with a Friday dinner and conversation with the demonstrators, and ended early with lunch on Sunday, allowing everyone to finish clean-up by early Sunday evening. Though there was some rain on Friday, it didn't show up until everyone was inside at dinner. The rest of the weekend was surprisingly chilly and windy causing everyone to stay bundled up.



Tom Latané—box joint scrolling tongs



Tom Latané with Phil Heath striking on the forging die.



Master detail used to create forging die



Richard Sullivan forge welding a gun barrel.



Completed Gun Barrel



(back) Eric, Joe Sitton, Glenn Horr (front) Hop Long watch Tom Latané demo.



Flint Lock by Richard Sullivan with demo lock in background.



Ken Schwarz works on a boot scraper.



Dave Hammer, Dick Smith, Albin Drzewianowski

Recent Events

Spring Fling Continued...




John Larson demos his Iron Kiss hammer. Behind him, Steve Crist, Nol Putnum, Paul Hollis, Caitlin Morris, Hop Long



Nol Putnum encouraging Tom Coker to bid higher!



Contest items by Jack Duckworth



Mike Briskin's amazing forged PC keyboard contest entry.



The winning contest entry by Judy Berger of Blue Moon Farm and Forge!



Dick Smith wins the Nol Putnam auction item.

Recent Events

Continued...

April 30—May 2 Touchstone Hammer In

BGOP shop master Phil Heath was a demonstrator at the Touchstone Crafts school hammer in along with Kim Thomas, Pat Livengood, and Tom Boone.



Pat Livengood , Phil Heath, Jim Campbell, Tom Boone, and Kim Thomas with wall scone made by Phil.

May 7 Meeting—Wizard Heads—George Anderton



Watching the Demo



Finished wizard head bottle opener



Universal Tongs made from channel lock pliers by Lee Thompson



Wizard head tools



Box joint pliers by Lee Thompson



Charlie Perticari Candle Holders

Recent Events

Continued...

May 21 Meeting—Heat Treating

George Anderton and Keith Kuck lead the demonstration on heat treating tool steels. George reviewed the acronym he teaches to his students:

FAMHAT

Forge

Anneal (heat past magnetic, slow cool)

Machine (grind/file)

Harden (heat past magnetic and quench)

And

Temper (polish and heat to correct oxidation color)



Keith Kuck and George Anderton showing how to heat treat tool steels.



George demonstrating an oil quench!



Snakes by Curt Welch



Katie Dunn in her last meeting before moving out west, with Connie Badowski and Lee Thompson



Skip Roberts studying yet another odd invention by Lee Thompson!



Gun project machined by John Stapko



Lee Thompson touchmark created with Dremel tool.

BGOP Membership Application and Renewal

New Member — 1 yr \$35 or 3 yrs \$75

Renewal — 1 yr \$25 or 3 yrs \$70

Date _____

Name _____ Home Phone _____

Address _____ Work Phone _____

City _____ State _____ Zip _____

Email Address _____ Age if you are under 21 (min 16 years) _____

Blacksmithing Experience Yes No

I would like to receive the Newsletter by (pick one) Email (PDF) Paper copy in the mail

I am a member of ABANA, The Artist Blacksmith's Association of North America Yes No

Make check payable to: **BGOP**
Mail check and Membership application to:
Curt Welch,
305 Ainstree Ct.
Vienna, VA 22180



ABANA

Name: _____

Address: _____

City: _____

State: _____ Zip/PC: _____

Country: _____

E-mail: _____

www url: _____

Phone: _____

Fax: _____

Credit Card Information _____

Visa Mastercard

Expiration Date: _____

Card# _____

Submit check, money order (US banks only), or by credit card: _____

Type of Membership

Regular\$55 Overseas\$65

Student\$45 Contributing..... \$100

Senior (65+)...\$50 Library\$45

ABANA Chapter Affiliation: _____

Application may also be made at the ABANA web site:
www.abana.org

ABANA

PO Box 3425

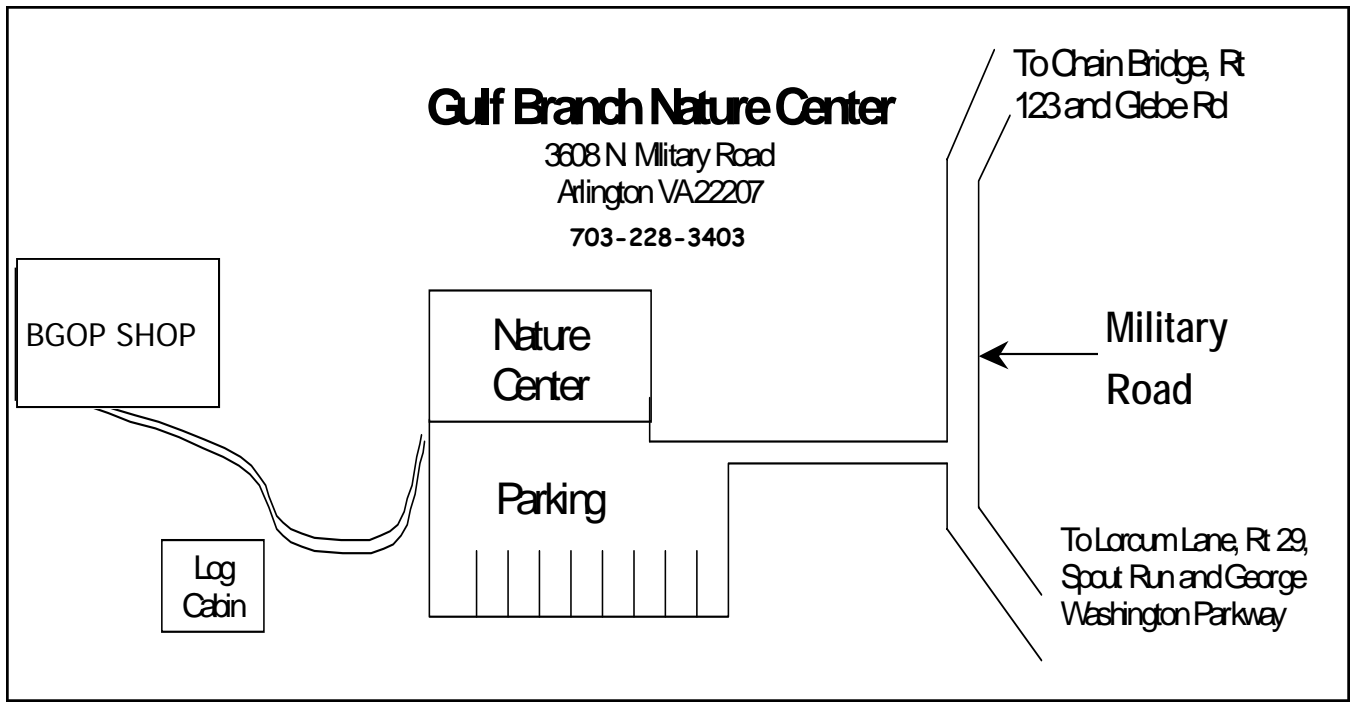
Knoxville, TN 37927-3425

Phone: 865-546-7733

abana@abana.org

www.abana.org

M E M B E R S H I P A P P L I C A T I O N



BGOP Meetings

Guild meetings are held on the first and third Fridays of each month at 7:30 P.M. at the Gulf Branch Nature Center, 3608 North Military Road, Arlington, VA 22207. Meetings are usually held in the Guild's shop which is located about 50 yards past the Nature Center building on the wooded path. Occasional Friday meetings with a speaker or video are held in the Nature Center auditorium. Check the website at bgop.org for updates on meetings and events.

The Blacksmiths' Guild of the Potomac, Inc.



c/o Curt Welch
 305 Ainstree Ct
 Vienna, VA 22180

Address Correction Requested